




VVG FASTENERS

A COMPANY OF THE  **HONSEL-GROUP**



HONSEL

RIVET TOOLS CATALOG



PROBLEM SOLVER


www.gunmak.com

Quality

Quality - first class and certified

Quality is the most significant aspect of our daily business.

Our manufacturing plant in Fröndenberg is certified according to ISO/TS 16949:2002 and DIN EN ISO 14001:2005 and complies to today's production standards.



Our products are continually being developed , improved, and documented.

Besides standard testing methods as the check of shear- and tensile strength, we control for example the press-out-strength and the locking of the remaining mandrel part. We use the latest measuring equipment and testing method like automatic 100% sorting machines or the well known self developed and constructed process-control-system „DMSD“ to guarantee the **highest level of production**

The examination and documentation of every single production lot in all phases of the manufacturing process ensures the complete tracing back to the used basic material.

You can trust in us. Guaranteed.





BZ 103 A Pneumatic-Hydraulic Tool



**Thousandfold Approved – the latest
version of the standard tool for
reliable processing of blind rivets**



- noise reduced
- optimized ergonomics
- new package
- all necessary spare parts included
- new instruction manual



| 2,4 | 3,0 | 3,2 | 4,0 | 4,8 | 5,0 | 6,0 | 6,4 | 8,0 |
|---|-----|-----|-----|--|-----|--|-----|-----|
| Aluminium | | | | | | | | |
| Steel | | | | | | | | |
| Stainless steel | | | | | | | | |
| Copper alloys | | | | | | | | |
| Content <ul style="list-style-type: none">• 4 nosepieces• 1 set of clamping jaws• 1 bottle hydraulic oil / incl. re-fill unit• 2 mandrel collectors special accessory available | | | | pressure: 5-7 bar | | max. mandrel-ø: 3,8 mm | | |
| | | | | stroke : 18 mm | | air consumption: 2,4 L | | |
| | | | | noise: < 75 dB(A) _(68,32) 1,8 kg | | working power at 7 bar: 11700 N | | |
| | | | | CE | | hose connection: G 1/4 inside, installation on left or right side | | |

No. 320.103.000.000

For an optimized processing of our structural FERO®BULB blind rivets the pneumatic-hydraulic tool **BZ 133A** is available on request.
This tool offers a **perfect adjustment** of the stroke (18 mm) and the working power (24.000 N) combined with adapted clamping jaws to the grooves of the mandrel. This guarantees powerful handling with reduced abrasion.





Pneumatic-Hydraulic Tools for Blind Rivets

The Strong Tool - even suitable for
hight strength blind rivets



BZ 123 A
Pneumatic-Hydraulic Tool
with permanent and intervall
mandrel exhaustion



- noise reduced
- optimized ergonomics
- new package
- all necessary spare parts included
- new instruction manual



| 2,4 | 3,0 | 3,2 | 4,0 | 4,8 | 5,0 | 6,0 | 6,4 | 8,0 |
|---|-----|-----|-----------------|-------------------------------|---|-----|-----|-----|
| | | | Aluminium | | | | | |
| | | | Steel | | | | | |
| | | | Stainless steel | | | | | |
| | | | Copper alloys | | | | | |
| Content | | | | pressure: 5-7 bar | max. mandrel-ø: 4,8 mm | | | |
| • 4 nosepieces | | | | stroke: 25 mm | air consumption: 3,5 L | | | |
| • 1 set of clamping jaws | | | | noise: | working power | | | |
| • 1 bottle hydraulic oil / incl. re-fill unit | | | | < 75 dB(A) _(68,32) | at 7 bar: 18700N | | | |
| • 2 mandrel collectors | | | | 2,34 kg | hose connection: | | | |
| special accessory available | | | | CE | G 1/4 inside, installation left or right side | | | |


No. 320.123.000.000





BZ 102 / 103 Axial
Pneumatic-Hydraulic Tool
with permanent and
intervall mandrel
exhaustion

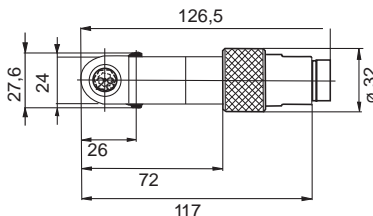


| 2,4 | 3,0 | 3,2 | 4,0 | 4,8 | 5,0 | 6,0 | 6,4 | 8,0 |
|--|-------------------------------------|-----|------------------------|-----|---------------------------|-----|-----|-----|
| Aluminium | | | | | | | | |
| | Steel | | | | | | | |
| | Stainless steel | | | | | | | |
| | Copper alloys | | | | | | | |
| | | | | | | | | |
|  2,1 kg | height 365 mm | | stroke 18 mm | | max. mandrel-ø3,8 mm | | | |
| tensile force at 7 bar11700 N | noise < 75 dB(A) ^(68,32) | | pressure 5-7 bar | | air consumption 2,4 litre | | | |
| content | 4 nosepieces | | 1 set of clamping jaws | | 1 bottle hydraulic oil | | | |
| | 1 re-fill unit | | 1 mandrel collector | | | | | |
| hose connection ø 1/4" inside, installation left or right side | | | | | | | | |
| options | | | | | | | | |
| <div><div><ul style="list-style-type: none">• balancer• mandrel conduction adapter</div><div><ul style="list-style-type: none">• mandrel conduction hose• mandrel conduction box</div></div> | | | | | | | | |

The new option for axial handling with the approved pneumatic-hydraulic tools of the Honsel/VVG BZ-series.

No. 320.102.000.000/5


Rivet Angle Head for BZ Blind Rivet Tools



Rivet angle heads for difficult to reach positions are available on request.

No. 321.102.000.600

For optimized handling we suggest the following accessory
for all HONSEL-/VVG-Tools:



- Pivoting threaded pipe angle (3), aluminium
- Pivoting threaded pipe angle (3), stainless steel
- Valve extension (1)
- Pressure reducing valve (2)
- Pivoting threaded pipe angle (3) including fabric tube with 1/4" external thread and hose coupling (4)
- Screw-in hose connector -set- G 1/4" 6 mm (5)
- Screw-in hose connector -set- G 1/4" 9 mm (6)

- No.: 321.121.000.053 1-1
- No.: 321.121.000.053 2-1
- No.: 321.121.000.052 1-1
- No.: 321.000.141.360 1-1
- No.: 321.121.000.053 3-1
- No.: 321.121.000.057 1-1
- No.: 321.101.000.058 1-1



Additional connections for compressed-air available on request

For undisturbed operation Honsel-/VVG-Tools need a continous, periodic maintenance.
Make sure that for BZ-Tools clean and dry, for VVG-Tools clean and lubricated compressed air is available.
We advise the use of filter pressure reducers (BZ) or compressed-air service units (VNG).

- Compressed-air service unit (Pressure reducer/ oil fog lubricator (VNG-Serie)
- Pressure reducer (BZ-Series)

- No.: 320 847 000 000
- No.: 320 848 000 000



Additional accessory as for example balancer, spiral coiled tubes or compressors and spare parts,
special nosepieces or useful special attachments are available on request.

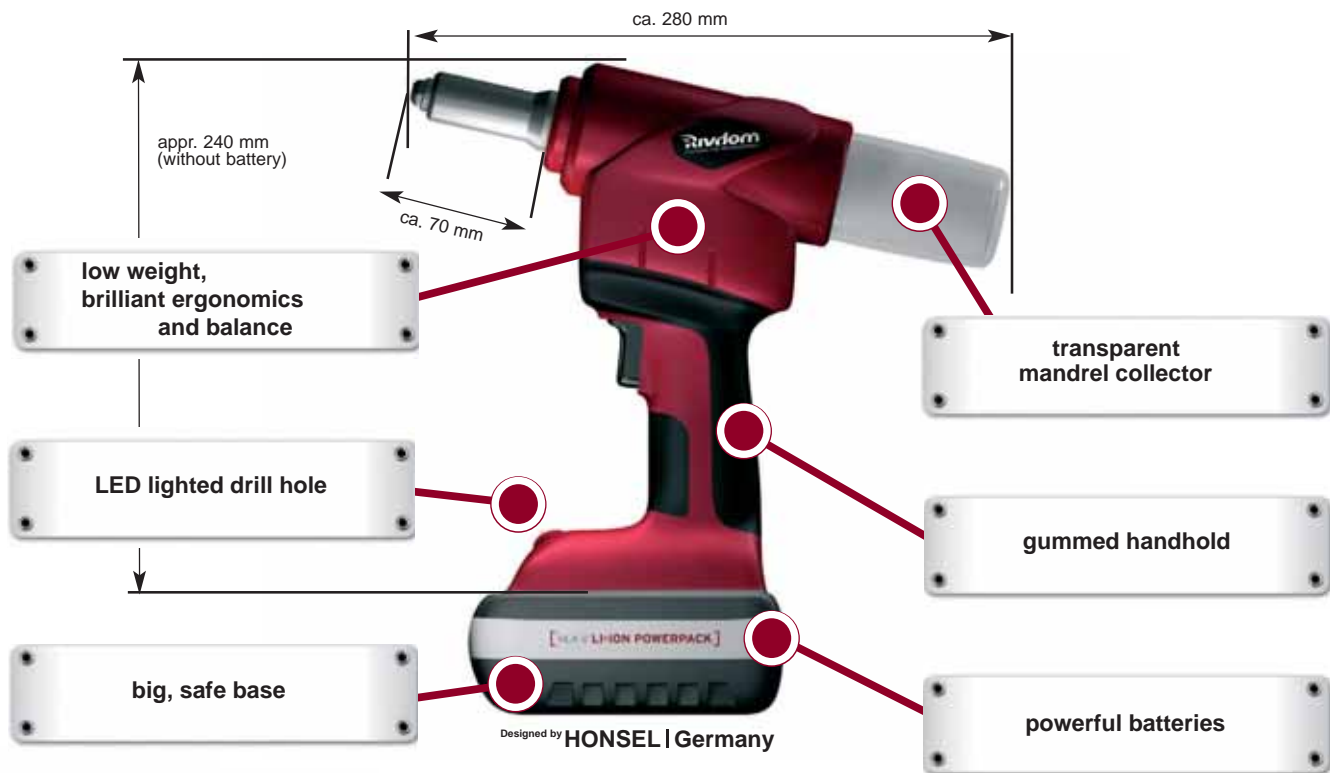


Battery Tool for Blind Rivets



RIVDOM Battery Tool for Blind Rivets

THE NEW DIMENSION OF INDEPENDENT BLIND RIVET HANDLING



Note: Picture above shows Rivdom with LI-ION battery -large- (321.400.000.021)



Battery -large-
14,4V / 3,0 Ah



Battery -standard-
14,4V / 1,5 Ah



Sturdy plastic case with metal locks in an attractive sales packaging



Premium, compact
quick-charger

- LI-ION battery -standard- (14,4V / 1,5 Ah)
No. 321.400.000.020
- LI-ION battery -large- (14,4V / 3,0 Ah)
No. 321.400.000.021
- Rivdom quick-charger
No. 321.400.000.001

| 2,4 | 3,0 | 3,2 | 4,0 | 4,8 | 5,0 | 6,0 | 6,4 | 8,0 |
|----------------------------|-----|-----|-----|-----|-----|------------------------|-----|-----|
| Aluminium | | | | | | | | |
| Steel | | | | | | | | |
| Stainless steel | | | | | | | | |
| Copper alloys | | | | | | | | |
| content | | | | | | max. mandrel-ø: 3,4 mm | | |
| • 4 nosepieces | | | | | | working power: 9000 N | | |
| • 1 mandrel collector | | | | | | stroke: 21 mm | | |
| • 1 battery 14,4V / 1,5 Ah | | | | | | charging time 1,5 Ah: | | |
| • 1 quick-charger 14,4V | | | | | | < 1 hour | | |
| optional | | | | | | | | |
| • battery 14,4V / 3,0 Ah | | | | | | | | |



No. 320.400.000.000

Honsel Umformtechnik GmbH is a manufacturer of joining elements and delivers also, in its capacity as system supplier, riveting equipment and units.

The spectrum covers manually operated riveting units, partly automated solutions and fully automatic riveting systems.

On request, the riveting equipment can also be equipped with "DMSD" process monitoring or with the "Poka-Yoke" system.

Not only ready solutions are taken from the kit in order to meet the customer requests.

Also special machines are developed completely after customers' need.

On base of tested systems, customized solutions are developed. Also modernizations and expansions of existing installations are among the special performances.



Rivet tool BZ 101 A Poka-Yoke



Partly automated feeding system ALFOMATIC BZ 101 A

An integrated strain gauge measuring strip (DMS) for the force measurement and an integrated distance measuring system make it possible to record and check the entire force-distance curve of the setting process and if the correct number of rivets has been placed.

The process result of DMSD USB process monitoring is equipped with a Honsel control and will be displayed on a two-colored LED at the rivet tool.

A PC with the DMSD PC program is required to visualize the force-distance curves and adapt them to the setting process.

The current version of DMSD process monitoring is equipped with a Siemens PLC S7 313C and a touch panel TP277.

The force-distance curves have already been visualized by the touch panel.

Further possibilities are: switches on/of, the profi-bus, processing of a barcode, printing of labels and storage of the process data.



Tool for rivet nuts VNG 802 DMSD



Rivet tool BZ 101 A DMSD USB







Hand Tools for Blind Rivets

BZ 2

Hand Tool for Blind Rivets
with opening spring

Good Ergonomics,
Brilliant Transformation




| | 2,4 | 3,0 | 3,2 | 4,0 | 4,8 | 5,0 | 6,0 | 6,4 | 8,0 |
|---|------------------------------|-----|-----|-----|---|---------|--------------------|-----|-----|
|  | Aluminium | | | | | | | | |
| | Steel | | | | | | | | |
| | Stainless steel | | | | | | | | |
| | Copper alloys | | | | | | | | |
|  0,56 kg | STROKE 8 mm | | | |  | Blister | Incl. 4 nosepieces | | |
|  | Special nosepieces available | | | | | | | | |





No. 310.002.000.000

BZ 44

Hand Tool for Blind Rivets
with opening spring

Classic Tool - Robust and Reliable







| | 2,4 | 3,0 | 3,2 | 4,0 | 4,8 | 5,0 | 6,0 | 6,4 | 8,0 |
|---|------------------------------|-----------------|-----|---|---------|-----|--------------------|-----|-----|
|  | optional | Aluminium | | | | | | | |
| | | Steel | | | | | | | |
| | | Stainless steel | | | | | | | |
| | | Copper alloys | | | | | | | |
|  0,63 kg | STROKE 9,5mm | | |  | Blister | | Incl. 3 nosepieces | | |
|  | Special nosepieces available | | | | | | | | |

No. 310.044.000.000









BZ 70
Lever Tool

| | 2,4 | 3,0 | 3,2 | 4,0 | 4,8 | 5,0 | 6,0 | 6,4 | 8,0 |
|---|-----------------|-----|-----|--|-----|-----|-----------------------|-----|-----|
|  | Aluminium | | | | | | | | |
| | Steel | | | | | | | | |
| | Stainless steel | | | | | | | | |
| | Copper alloys | | | | | | | | |
|  1,5 kg | STROKE 14,5mm | | |  plastic case | | | Incl. 4 nosepieces | | |
|  Special nosepieces on request | | | | | | | max. mandrel-ø 3,2 mm | | |


No. 310.070.000.000




BZ 72
Lever Tool





| | 2,4 | 3,0 | 3,2 | 4,0 | 4,8 | 5,0 | 6,0 | 6,4 | 8,0 |
|---|-----|-----|---------------|-----------------|--|-----|----------------------|-----|-----|
|  | | | | Aluminium | | | | | |
| | | | | Steel | | | | | |
| | | | | Stainless steel | | | | | |
| | | | | Copper alloys | | | | | |
|  1,65 kg | | | STROKE 14,5mm | |  plastic case | | Incl. 5 nosepieces | | |
|  Special nosepieces on request | | | | | | | max.mandrel-ø 4,0 mm | | |

No. 310.072.000.000




 Manual handling of high strength rivets on request.

BZ 58
Sheare Tool

| | 2,4 | 3,0 | 3,2 | 4,0 | 4,8 | 5,0 | 6,0 | 6,4 | 8,0 |
|---|-------------------------------|-----|--------------|-----|-----|--|-----------------------|--------------------|-----|
|  | Aluminium | | | | | | | | |
| | Steel | | | | | | | | |
| | Stainless steel | | | | | | | | |
| | Copper alloys | | | | | | | | |
|  | 2,0 kg | | STROKE 11 mm | | |  carton | | Incl. 4 nosepieces | |
|  | Special nosepieces on request | | | | | | max. mandrel ø 3,8 mm | | |

No. 310.058.000.000

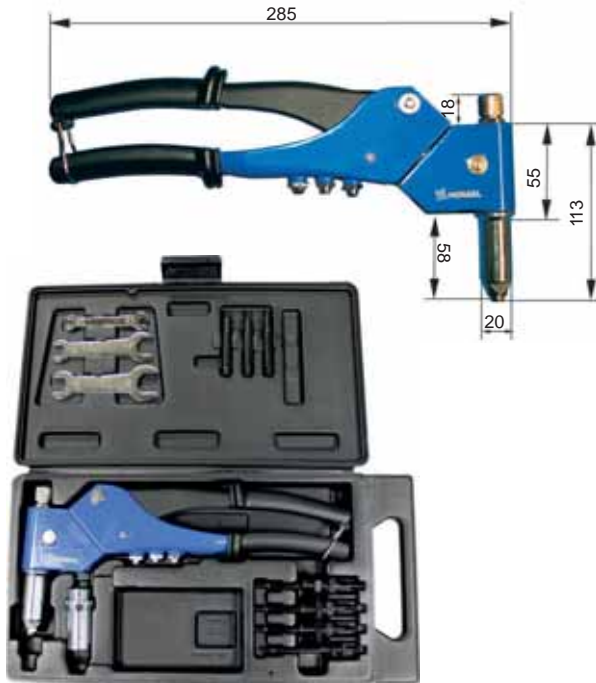









Multi Hand Tools

Multi 1

Hand Tool for Blind Rivets, Blind Rivet Nuts and Blind Rivet Bolts



| | 2,4 | 3,0 | 3,2 | 4,0 | 4,8 | 5,0 | 6,0 | 6,4 |
|--|-----------------|-----|-----|-----|-----|-----|-----|-----|
| | Aluminium | | | | | | | |
| | Steel | | | | | | | |
| | Stainless steel | | | | | | | |
| | Copper alloys | | | | | | | |

| | M3 | M4 | M5 | M6 | M8 | M10 | M12 | |
|---|-----------|-------|----|---|----|-----|-----|--|
|  | Aluminium | | | | | | | |
| | Steel | | | | | | | |
|  | | Steel | | | | | | |
| | | | | | | | | |
|  plastic case | | | | case size 360 x 185 x 50 mm | | | | |
|  0,56 kg | | | |  continuous pivotable about 360° | | | | |
| Content <ul style="list-style-type: none">• each with 1 nosepiece for blind rivets 2,4; 3,0/3,2mm; 4,0 mm; 4,8/5,0mm• each with 1 piece conversation kit for blind rivet nuts M3-M6• each with 1 piece threaded sleeve for blind rivet bolts M4-M6,• each with 1 piece jaw wrench AF 15/19, AF 21/17, AF 58 | | | | | | | | |






No. 310.100.000.000

Multi 5


Lever Tool for Blind Rivets, Blind Rivet Nuts and Blind Rivet Bolts



| | 2,4 | 3,0 | 3,2 | 4,0 | 4,8 | 5,0 | 6,0 | 6,4 |
|--|-----------------|-----|-----|-----|-----|-----|-----|-----|
| | Aluminium | | | | | | | |
| | Steel | | | | | | | |
| | Stainless steel | | | | | | | |
| | Copper alloys | | | | | | | |

| | M3 | M4 | M5 | M6 | M8 | M10 | M12 | |
|---|----|-----------|----|---|----|-----|-----|--|
|  | | Aluminium | | | | | | |
| | | Steel | | | | | | |
|  | | Steel | | | | | | |
| | | | | | | | | |
|  plastic case | | | | case size 385x 240 x 55 mm | | | | |
|  1,9 kg | | | |  fold-away handle bars | | | | |
| Content <ul style="list-style-type: none">• each with 1 nosepiece for blind rivets 3,0/3,2mm; 4,0mm; 4,8/5,0mm; 6,0mm; 6,4mm• each with 1 piece conversation kit for blind rivet nuts M4-M10• each with 1 piece threaded sleeve for blind rivet bolts M4-M8,• each with 1 piece jaw wrench AF 15/19, AF 21/17, AF 5/8 | | | | | | | | |

No. 310.500.000.000





i Perfect achievement of difficult to access rivet positions.
Individually adapted frontsleeves according to customers demand.

Extended Front Sleeves



Comparison of
extended (330 mm),
standard and
shortened front sleeves.

Adjustable Front Sleeves

For optimal adjustment of clampig jaws with
special blind rivets or blind rivets with big
mandrel diameter.



Front Sleeves for the Assembly of Hand Tools into Stationary Installations

The tool can be installed for example in a table to with
the help of two counter nuts on this front sleeve.



i HONSEL-VVG supplies different possibilities to optimize the discharge
of mandrels at a higher rivet emergence. Please ask for details.



Adapter for
mandrel discharge



Checking device for
identification of mandrels



Trigger for
foot control



Big size mandrel container



Boost of discharge

Special Accessory VNG-Series



Special Nosepieces and Mandrels

Unlimited possibilities.
We produce individual special nose pieces, special
mandrels and bushes on customers demand for
example as extended version, for coarse threads,
UNC/UNF or internal riveting positions.



Extended Front Sleeves

Perfect achievement of difficult to access rivet
positions. Available for all VVG-tools on request.





Nosepieces BZ-Series

i Nosepieces FERRO-BOLT® Rivet

ø 4,8 mm 361.121.008.401
ø 6,4 mm 361.121.008.601



i Extended Nosepieces (17 mm)

BZ 103 A (and forerunner)

ø 3,2 321.085.000.323
ø 4,0 321.085.000.324
ø 4,8/5,0 321.085.000.325



BZ 123 A (and forerunner)

ø 4,0 321.120.000.324
ø 4,8/5,0 321.120.000.325
ø 6,0 321.120.000.326
ø 6,4 321.120.000.327

19,90 €/ Stck.

i CERTO® Nosepieces

ø 3,2 321.070.000.240
ø 4,0 321.085.009.124
ø 4,8/5,0 321.085.009.125



i Facade Nosepieces for 5 mm Blind Rivets

| | | |
|---------|------------------------------------|-----------------|
| Head 11 | BZ 103 A (102 A, 101, 101 A, 11 A) | 321.085.000.511 |
| Head 14 | BZ 103 A (102 A, 101, 101 A, 11 A) | 321.085.000.514 |
| Head 11 | BZ 123 A (122A, 121 A) | 321.120.000.511 |
| Head 14 | BZ 123 A (122A, 121 A) | 321.120.000.514 |

48,90 €/ Stck.



Special Nosepieces



It is possible to develop and produce special nosepieces for every blind rivet type and dimension. Due to our big warehouse stock we can realize special demands within short terms.



General Accessory

Wind Deflector

Deflecting the exhaustion air in a special direction. For all BZ-tools with standard mandrel collector.

No. 321.101.000.091



Extended Mandrel Collector

For the use of long blind rivets or blind rivets with longer mandrel.

No. 321 221 000 065



Oil Re-fill Unit

Adapter, bottle of hydraulic oil and syringe for re-fill of hydraulic oil in all pneumatic-hydraulic BZ- and VNG tools.

No. 321.101.006.467



Stroke Locking Ring

To avoid unintentional shifting of the stroke.

VNG 701: No. 321 701 000 080
VNG 801/802/903: No. 321 801 000 080



Pneumatic-Hydraulic Tools for Blind Rivet Nuts and Blind Rivet Bolts



VNG 703 Pneumatic-Hydraulic Tool force controlled



New Version - Force controlled User-friendly design - easy handling



- the control by the adjustment of the necessary power guarantees an optimal and gentle setting of the blind rivet nut
- fast processing
- automatic screwing of the blind rivet nut by a slight push on the trigger
- automatic remove of the blind rivet nut after operating
- perfectly suited for the treatment of **OPTO-multigrip blind rivet nuts**



| | M3 | M4 | M5 | M6 | M8 | M10 | M12 |
|--|----|--------------------------------------|----|--|----|-----|-----|
| | | Aluminium | | | | | |
| | | Steel | | | | | |
| | | Stainless steel | | | | | |
| | | Steel | | | | | |
| Content <ul style="list-style-type: none"> conversation kits for blind rivet nuts 1 bottle hydraulic oil / incl. re-fill unit | | pressure: 5-7 bar | | air consumption: 4,4 l | | | |
| | | stroke: 9 mm | | revolutions per minute: screwing 1800 removing 2500 | | | |
| | | noise: < 75 dB(A) _(68,32) | | working power at 7 bar: 20000 N | | | |
| special accessory available | | | | hose connection: G 1/4 inside, installation left or right side | | | |

No. 320.703.000.000



VNG 753 Pneumatic-Hydraulic Tool

- Special tool with extra big stroke for processing of **SFM-PL folding blind rivet nuts**

For details about this tool and the handling please contact our country representations or the VVG sales team.





Pneumatic-Hydraulic Tools for Blind Rivet Nuts and Blind Rivet Bolts

**The Powerful Solution.
Well engineered - perfect
stroke adjustment**



VNG 903 Pneumatic-Hydraulic Tool stroke controlled



| | M3 | M4 | M5 | M6 | M8 | M10 | M12 |
|---|----|--|----|--|----|-----|----------|
| | | Aluminium | | | | | optional |
| | | Steel | | | | | optional |
| | | Stainless steel | | | | | optional |
| | | Steel | | | | | |
| Content <ul style="list-style-type: none">• conversation kits for blind rivet nuts• 1 bottle hydraulic oil / incl. re-fill unit | | pressure: 5-7 bar | | air consumption: 7,5 l | | | |
| | | stroke: 9 mm | | revolutions per minute: screwing 1800 removing 2500 | | | |
| | | noise: < 75 dB(A) _(68,32) | | working power at 7 bar: 29000 N | | | |
| | | 2,7 kg | | hose connection: G 1/4 inside, installation left or right side | | | |
| special accessory available | | | | | | | |

No. 320.903.000.000

- automatic screwing of the blind rivet nut by pushing on the mandrel
- adjustable removing time
- automatic screwing-stop



Big Stroke Tool for Folding Blind Rivet Nuts

| | M3 | M4 | M5 | M6 | M8 | M10 | M12 |
|--|----|-----------------------------|----|--|----|-----|-----|
| | | | | Steel | | | |
| hose connection: G 1/4 inside, installation left or right side | | pressure: 5-7 bar | | air consumption: | | | |
| | | stroke: 8-15 mm | | revolutions per minute: screwing 1800 U/min. removing 2500 U/min. | | | |
| | | 2,9 kg | | working power (7 bar): 19000 N | | | |

No. 320.753.000.000



RivSys VNG 802 DMSD at the robot



Rivet component Riwo BZ 121 A



Rivet tool BZ 101 A DMSD WNK

Special nose pieces, extended front sleeves and different angular heads are prepared for badly accessible prefabricated parts. For the industrial application, the torn-off mandrel will be suctioned off automatically in a big mandrel container after the riveting process.

The fully automatic rivet feeding system, the process automation and the process monitoring are important components for the full automatic processing of blind rivets, special rivets, blind rivet nuts, blind rivet bolts and expander plugs.

Besides the component delivery, also complete rivet machines are realized after customized requests.



Double riveting machine



Rivet nuts component Riwo VNG 802 DMSD

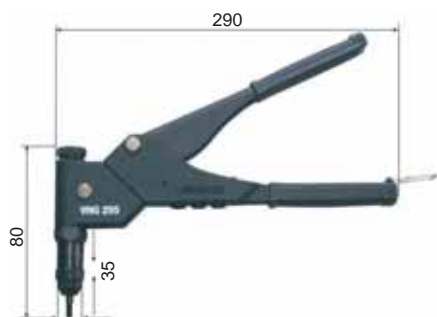







Work on the rivet appliance in standing



Hand Tools for Blind Rivet Nuts and Blind Rivet Bolts


VNG 255 Hand Tool with Assortment



| | M3 | M4 | M5 | M6 | M8 | M10 | M12 | |
|--|---|-----------------|----|----|---|-----|-----|--|
|  | | Aluminium | | | | | | |
| | | Steel | | | | | | |
| | | Stainless steel | | | | | | |
| | | | | | | | | |
|  | | Steel | | | | | | |
| | | | | | | | | |
|  0,9 kg |  plastic case | | | | case size 325 x 250 x 50 mm | | | |
| content <ul style="list-style-type: none">• each with 1 piece conversation kit for blind rivet nuts M4, M5, M6;• each with 1 piece threaded sleeve for blind rivet bolts M4, M5,• each with 1 piece jaw wrench AF 22, AF 24,• 1 piece hex head wrench AF 6 | | | | | assortment <ul style="list-style-type: none">• 25 pieces each blind rivet nuts Universal M4, M5;• 50 pieces blind rivet nuts Universal M6;• 25 pieces each blind rivet bolts M4x2010 and M5x2010 | | | |
|  continuous pivotable about 360° | | | | | | | | |





No. 310.255.000.000

Possible positions to work



VNG 371 Lever tool








| | M3 | M4 | M5 | M6 | M8 | M10 | M12 | |
|--|---|----|-----------------|----|----|-----|-----|--|
|  | | | Aluminium | | | | | |
| | | | Steel | | | | | |
| | | | Stainless steel | | | | | |
|  | | | Steel | | | | | |
| | | | | | | | | |
|  1,2 kg |  plastic case | | | | | | | |
| content | | | | | | | | |
| • each with 1 piece conversation kit for blind rivet nuts M5 - M 10 | | | | | | | | |
| • each with 1 piece threaded sleeve for blind rivet bolts M5 - M8 | | | | | | | | |
| • each with 1 piece jaw wrench AF 10, AF 14, | | | | | | | | |
| • 1 piece hex head wrench AF 6 | | | | | | | | |

No. 310.371.000.000

Hand Tools for Blind Rivet Nuts and Blind Rivet Bolts



VNG 612 Hand Tool






| | M3 | M4 | M5 | M6 | M8 | M10 | M12 | |
|---|--|----------|----|-----------------|---|-----|-----|--|
|  | | optional | | Aluminium | | | | |
| | | optional | | Steel | | | | |
| | | optional | | Stainless steel | | | | |
| | | | | Steel | | | | |
|  | | | | | | | | |
|  1,1 kg |  case in aluminium optics | | | | Case size 370 x 290 x 70 mm | | | |
| content each with 1 piece conversation kit for blind rivet nuts M6-M12; each with 1 piece threaded sleeve for blind rivet bolts M5- M8, | | | | |  Conversation kit available separately | | | |



No. 310.612.000.000



VNG 152 Hand Tool *with hydraulic assistance*

| | M3 | M4 | M5 | M6 | M8 | M10 | M12 | |
|---|-----------------|-------|----|----|---|-----|-----|--|
|  | Aluminium | | | | | | | |
| | Steel | | | | | | | |
| | Stainless steel | | | | | | | |
|  | | Steel | | | | | | |
|  | plastic case | | | | case size 290 x 195 x 54 mm | | | |
|  | 0,6 kg | | | |  with hydraulic component | | | |
| Content | | | | | | | | |
| <ul style="list-style-type: none">• each with 1 piece conversation kit for blind rivet nuts M3-M8• each with 1 piece conversation kit for blind rivet bolts M4-M8, | | | | | | | | |



No. 310.152.000.000










Multi Hand Tools

Multi 151

Hand Tool for Blind Rivet Nuts,
Blind Rivet Bolts and Blind Rivets
with hydraulic assistance

| | 2,4 | 3,0 | 3,2 | 4,0 | 4,8 | 5,0 | 6,0 | 6,4 |
|--|-----|-----------------|-----|-----|-----|-----|-----|-----|
| | | Aluminium | | | | | | |
| | | Steel | | | | | | |
| | | Stainless steel | | | | | | |
| | | Copper alloys | | | | | | |

| | M3 | M4 | M5 | M6 | M8 | M10 | M12 | |
|--|-----------------|-------|----|----|--|-----|-----|--|
|  | Aluminium | | | | | | | |
| | Steel | | | | | | | |
| | Stainless steel | | | | | | | |
|  | | Steel | | | | | | |
| | | | | | | | | |
|  | plastic case | | | | case size 290 x 195 x 54 mm | | | |
|  | 0,6 kg | | | |  with hydraulic component | | | |
| Content | | | | | | | | |
| <ul style="list-style-type: none">• each with 1 nosep.for blind rivets 3,0/3,2mm; 4,0mm; 4,8/5,0mm; 6,0mm; 6,4mm• each with 1 piece conversation kit for blind rivet nuts M3-M8• each with 1 piece conversation kit for blind rivet bolts M4-M8, | | | | | | | | |

No. 310.151.000.000



VNG 152 is now available as MULTI 151 too!

Besides its outstanding positive properties in setting blind rivet nuts,
this tool is able to operate blind rivets as well.

Honsel References - Worldwide



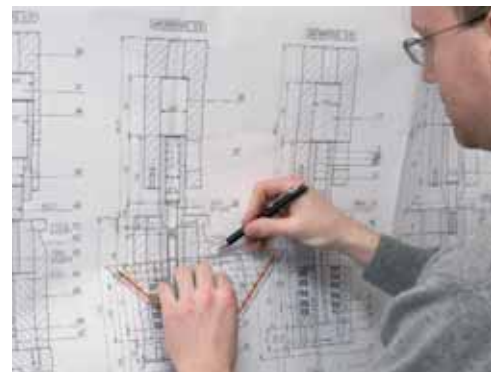
TEAM AUTOMOTIVE

To satisfy the high and fast moving requirements of OEMs and their suppliers with special rivet technology and individual cold formed parts is the target of Honsel for a long time.

The main focus lays on optimizing the processes by development, manufacturing and worldwide just-in-time delivery of new innovative products and modern solutions.

The "TEAM AUTOMOTIVE" is the central point in the company connecting all departments and people who are involved in your project. With this team our customers have a single contact to reach a fast coordination for a successful corporate development work.

Additionally an integrated ecological and quality policy is a MUST as well as the technical support and assistance on location.



The logo for HONSEL features a stylized blue icon on the left, resembling a cross or a four-pointed star with rounded ends, followed by the word "HONSEL" in a bold, blue, sans-serif font.

HONSEL



PROBLEM SOLVER

www.gunmak.com

GÜNMAK ENDÜSTRİYEL ALET POMPA VE OTOMASYON SİSTEMLERİ SAN. VE TİC. A.Ş.

Head Office: Toros Cad. No: 78 34846 Maltepe / İSTANBUL Phone: +90 (216) 370 76 76 Fax: +90 (216) 370 46 50 info@gunmak.com www.gunmak.com

Aegean Regional Office: Ankara Caddesi No: 199 35100 Bornova / İZMİR Phone: +90 (232) 344 19 00 Fax: +90 (232) 343 19 93 aegean@gunmak.com