



DOPAG

Material pressure regulator



Hilger u. Kern / Dopag Group

Material pressure regulators for a reduced and continuous material pressure for all metering and dispensing applications

Material pressure regulators

DOPAG material pressure regulators are used to reduce the feed pressure down to the required operating pressure.

As well as accurately regulating material pressure, these valves will also compensate for pulsations that occur as a result of the reciprocating action of piston pumps.

Pulsations cause a brief decrease in pressure that could lead to a slight reduction in the flow of material.

These regulators can be used on materials with viscosities from 5,000 to 500,000 mPa s.

DOPAG material pressure regulators are manufactured with two different types of construction:

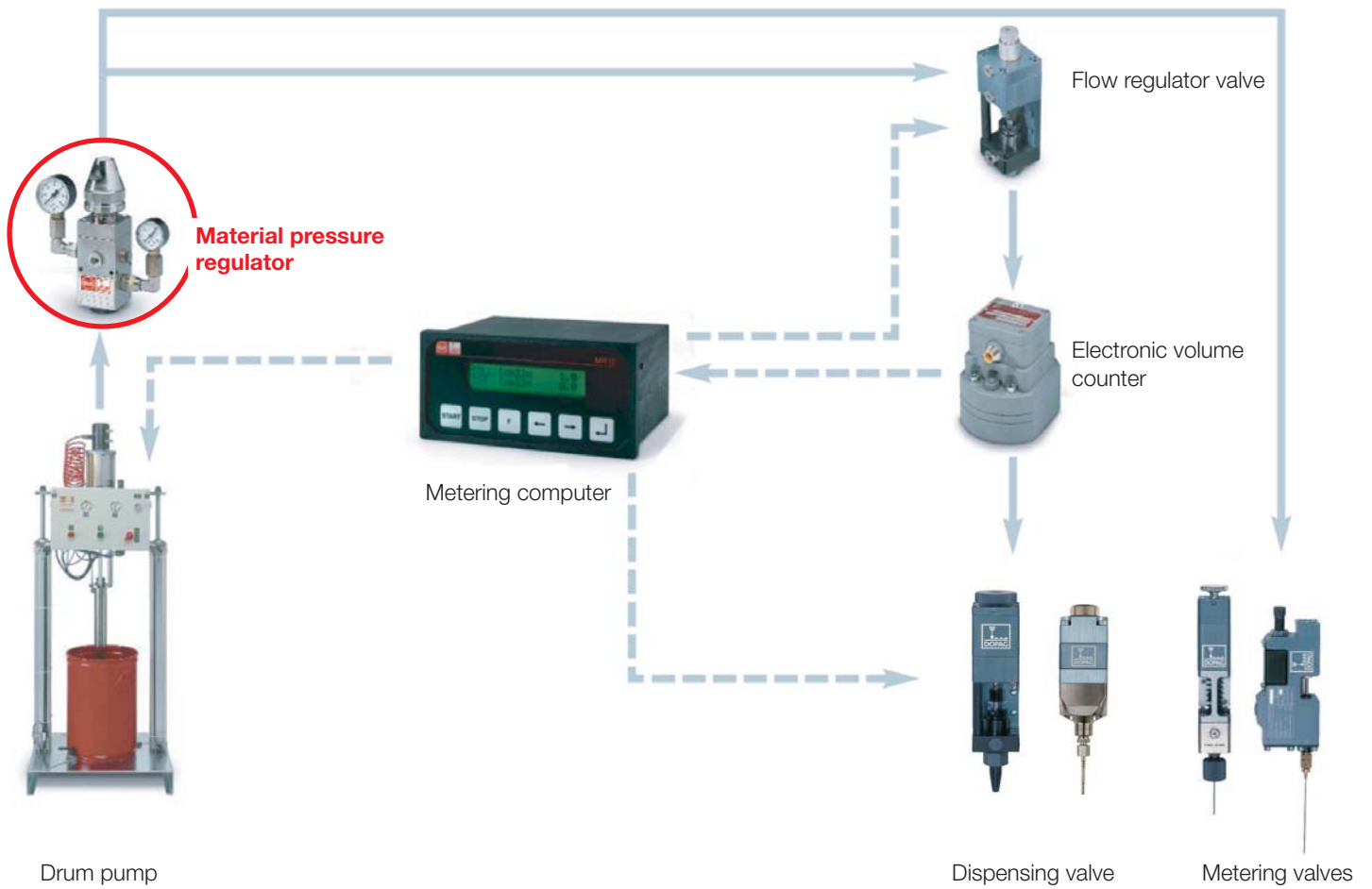
- Regulators with piston
- Regulators with membrane

Optionally, a remote control is available for valves with membrane to regulate the operating pressure in place of manual adjustment.

Optionally, twin pressure gauges display the material input pressure as well as the material outlet pressure.

Optionally, material input filters are available to prevent contamination and possible blockages within the system.

Detailed structure of a single component metering system



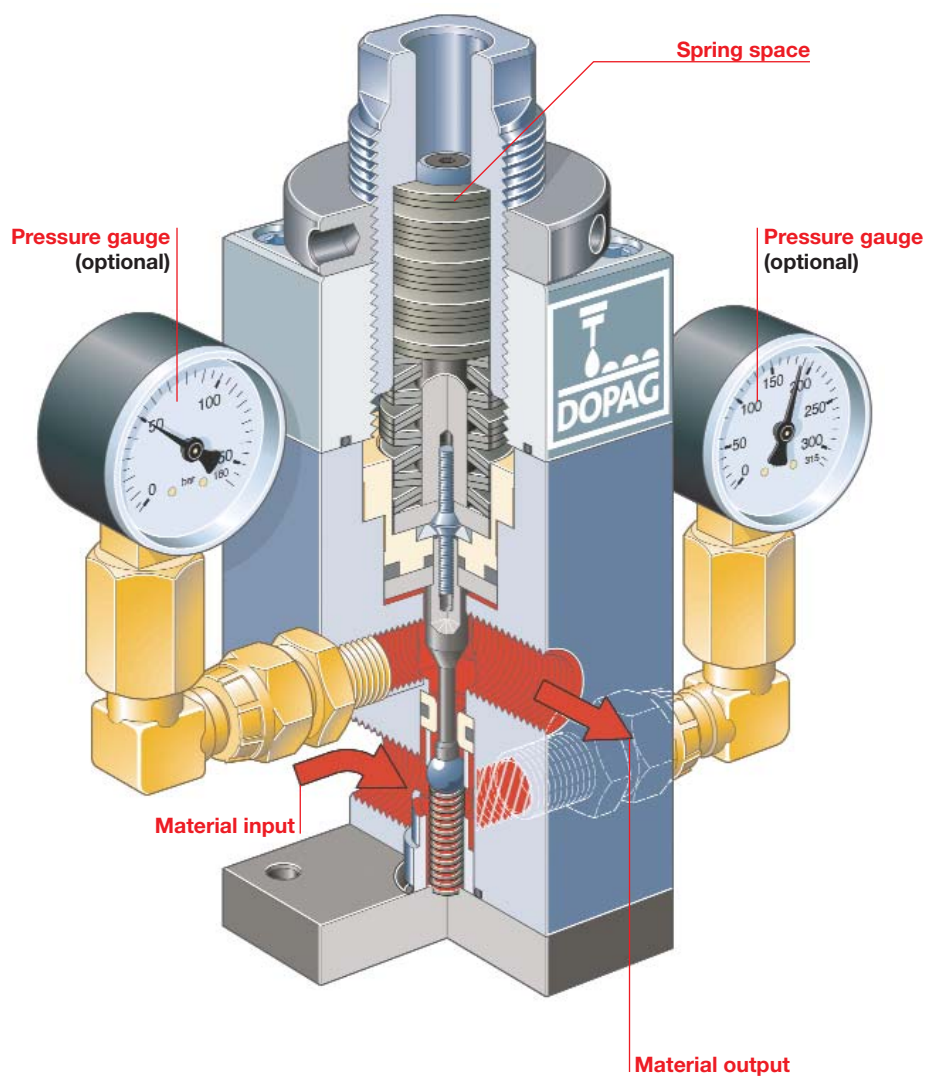
All equipment components specified here are available from the Hilger u. Kern / Dopag Group.

Material pressure regulator with piston

Material pressure regulator with piston

This type of material pressure regulator is especially suitable for the processing of self-lubricating materials such as greases and oils as well as single and plural component silicones.

The sealing of the spring space takes place via a slide ring seal.

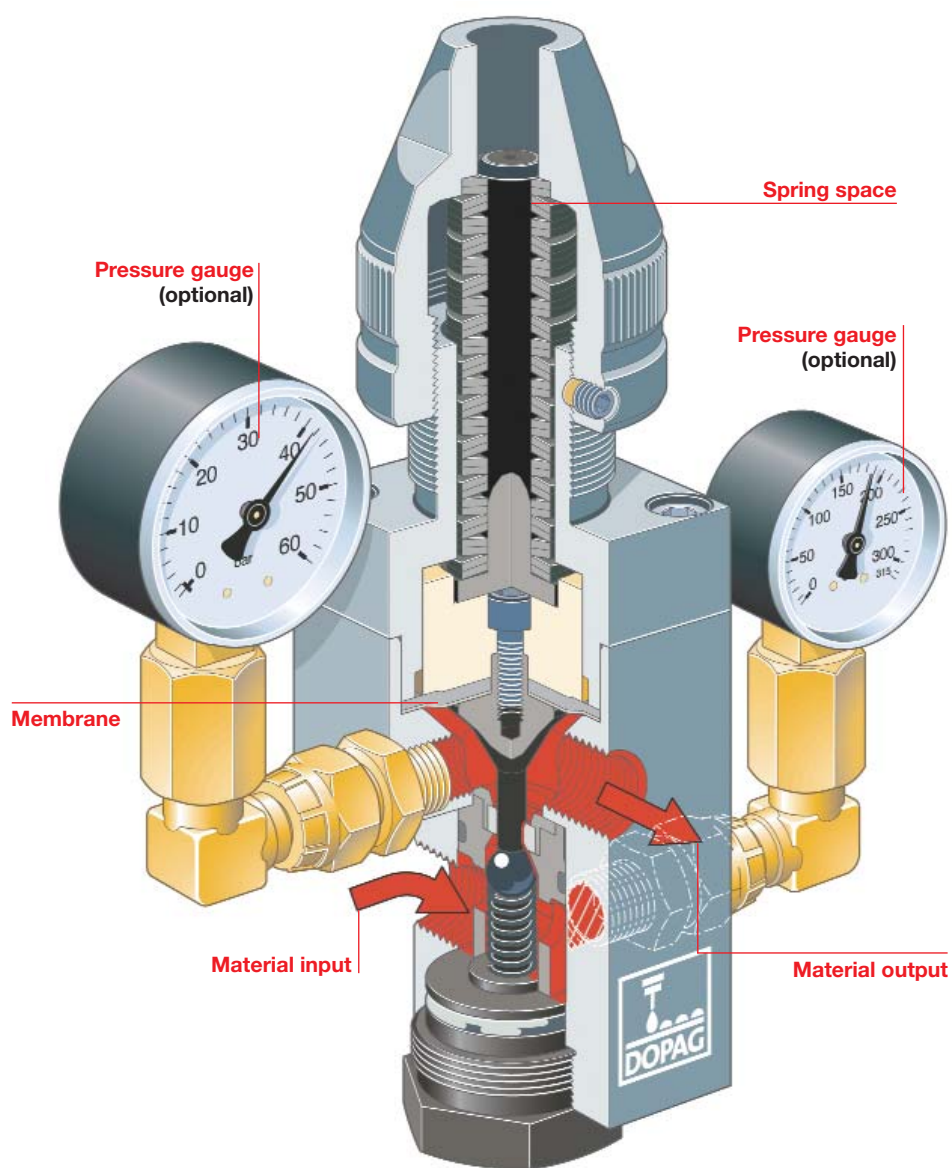


Material pressure regulator with membrane

Material pressure regulator with membrane

This type of material pressure regulator is most suitable for use with reactive, moisture-sensitive and – because the ball and seat are manufactured from tungsten carbide – also abrasive media, such as, epoxy resins, polyurethanes and many other materials.

The sealing of the spring space takes place via the membrane.



Remote control for material pressure regulator with membrane


Remote control for material pressure regulator with membrane

The remote control enables easy and accurate setting of the operating pressure, without any manual adjustment, to respond to changing production conditions or flow rates.

The change in operating pressure occurs as a result of the adjustment of the air pressure to the membrane.

This is especially useful when regulators are located in difficult to access or hard to reach areas.

Membrane



Technical Data

Material pressure regulator with piston



Part no.		400.25.93 (1)	400.25.94 (1)	400.25.92 (1)	400.25.91 (1)	400.25.95 (2)	402.25.80* (3)
Input pressure max.	bar	250	400	250	250	250	300
Output pressure max.	bar	50	150	50	50	150	150
Internal diameter Ø	mm	4	4	8	12	12	12
Connection	BSP	1/4	3/8	3/8	1/2	1/2	1/2
Dimensions	mm	40 x 40	60 x 60	60 x 60	60 x 60	60 x 60	SW 50/55
Height max.	mm	150	190	190	190	190	200
Weight	kg	1,20	3,30	3,10	3,00	3,00	3,20
Ball seat		hardened steel	hardened steel	hardened steel	hardened steel	hardened steel	hardened steel

Possibilities to use material input filters (400.25.XX): (1) already integrated, (2) possible as an option, (3) not possible

* Special material pressure regulator for two component silicones

Material pressure regulator with membrane



Part no.		402.25.20 (2)	402.25.40 (2)	402.25.00 (2)	402.25.50 (2)	402.25.60 (2)	402.25.30 (2)
Input pressure max.	bar	250	250	250	250	250	250
Output pressure max.	bar	50	150	50	150	50	150
Internal diameter Ø	mm	4	4	8	8	12	12
Connection	BSP	3/8	3/8	3/8	3/8	1/2	1/2
Dimensions	mm	55 x 55	55 x 55	55 x 55	55 x 55	65 x 65	65 x 65
Height max.	mm	210	210	210	210	210	210
Weight	kg	3,30	3,30	3,30	3,30	4,50	4,50
Ball seat		tungsten carbide	tungsten carbide	tungsten carbide	tungsten carbide	tungsten carbide	tungsten carbide

Possibilities to use material input filters (402.25.XX): (2) possible as an option

Remotely controlled material pressure regulator with membrane



Part no.		402.26.41 *	402.26.01 *	402.26.31 *
Input pressure max.	bar	250	250	250
Output pressure max.	bar	150	150	150
Internal diameter Ø	mm	4	8	12
Pneumatic pressure	bar	0-6	0-6	0-6
Dimensions Ø	mm	200	200	200
Height max.	mm	210	210	243
Weight	kg	8,60	8,60	11

* All further technical data is identical to the material pressure regulator with membrane data

Hilger u. Kern / Dopag Group



Germany

Hilger u. Kern GmbH
Industrietechnik
Käfertaler Straße 253
68167 Mannheim

☎ +49 621 3705-0
☎ +49 621 3705-200
info@hilger-kern.de
www.hilger-kern.com

Vertriebsbüro Mitte 1
68167 Mannheim
☎ +49 171 8087282
VBMitte@hilger-kern.de

Vertriebsbüro Mitte 2
68167 Mannheim
☎ +49 171 8087299
VBMitte@hilger-kern.de

Vertriebsbüro Nord
30880 Laatzen
☎ +49 171 8087290
VBNord@hilger-kern.de

Vertriebsbüro Ost
99831 Creuzburg
☎ +49 171 8087303
VBOst@hilger-kern.de

Vertriebsbüro Süd
86391 Stadtbergen
☎ +49 171 8087285
VBSued@hilger-kern.de

Vertriebsbüro West
46238 Bottrop
☎ +49 171 8241397
VBWest@hilger-kern.de

China

Hilger u. Kern Trading
(Shanghai) Co., Ltd.
☎ +86 21 3368 7775
office@hilger-kern.cn

Switzerland

DOPAG Dosiertechnik
und Pneumatik AG
Langackerstrasse 25
6330 Cham

☎ +41 41 7855-757
☎ +41 41 7855-700
info@dopag.ch
www.dopag.com

Denmark

DOPAG SCAN ApS
Roskilde
☎ +45 45 828090
info@dopag.dk

United Kingdom

DOPAG (UK) Ltd.
Droitwich
☎ +44 1299 250740
uksales@dopag.co.uk

France

DOPAG Sarl
Valence
☎ +33 4 75419060
contact@dopag.fr

Italy

DOPAG ITALIA S.r.l.
Turin
☎ +39 011 9348888
info.it@dopag.com

Malaysia

DOPAG FAR EAST
SDN BHD
Selangor
☎ +60 3 78064564
info@dopag.com.my

USA

DOPAG (US) Ltd.
Cincinnati
☎ +1 513 881 6370
ussales@dopag.com

The Hilger u. Kern / Dopag Group, with more than 300 employees,

8 subsidiaries and 24 distributors, is one of the leading manufacturers

of metering and mixing systems in the world for plural component

polymers and single component media such as greases, oils and pastes.

For more than 30 years the group has developed systems and

components to suit your individual needs.