

Bulb-Fast

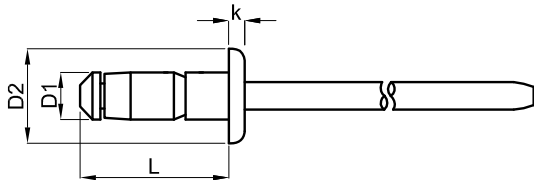
Dome Head with Grooved Mandrel

Body Material



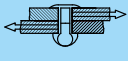
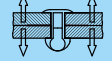

Stainless Steel


Mandrel Material

Stainless Steel



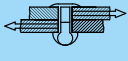
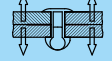




∅ 3,2mm

	PART #	D2 +/-0,2	k ≤				
3,2x8,9	RC32-089-RNR	6,5	1,1	1,0-3,0	2000 N	1600 N	10.000
3,2x11,4	RC32-114-RNR			3,0-5,0			10.000
3,2x13,6	RC32-136-RNR			5,0-7,0			10.000



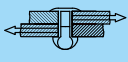
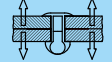

 = 3,3 - 3,4mm


∅ 4,0mm

	PART #	D2 +/-0,2	k ≤				
4x10,1	RC40-101-RNR	8,0	1,2	1,0-3,5	5200 N	4000 N	5.000
4x12,5	RC40-125-RNR			3,0-5,0			5.000
4x15,1	RC40-151-RNR			5,0-7,0			5.000

 = 4,1 - 4,3mm

∅ 4,8mm

	PART #	D2 +/-0,2	k ≤				
4,8x12,9	RC48-129-RNR	9,5	1,5	1,5-3,5	5500 N	5000 N	5.000
4,8x15,5	RC48-155-RNR			3,5-6,0			5.000
4,8x18,5	RC48-185-RNR			6,0-8,5			5.000

 = 4,9 - 5,1mm